



# CONTENTS

The choice of professionals	03
Accuracy, speed and flawless colour	04
The fine art of printing	06
Picture perfect	07
More colour, more accuracy	08
A new era in colour performance	09
The mathematics of colour	10
A clear difference	11
Quality with productivity	12
Enhancing efficiency	13
Big screen	14
Intelligent printing	15
Professional colour, automatically	16
Making colour management easy	17
Easy colour	18
Set the industry-standard	19

---

## THE CHOICE OF PROFESSIONALS

---

Set new standards of quality and productivity with Epson's latest 24" and 44" professional printers. These 10-colour printers achieve incredible colour accuracy at high speeds and with very little user intervention. Whatever your professional printing needs, the Epson Stylus Pro 7900 and 9900 enhance productivity and efficiency throughout the process. Simply choose your size.



# ACCURACY, SPEED AND FLAWLESS COLOUR



Experience colour accuracy and consistency on a large scale. With very fast speeds, easy operation and even automatic maintenance, there are no limits to your productivity and creativity.

From proofing, POS and CAD through to photography and fine art, you always get perfectly consistent, stable colour for industry-standard results that are sure to make a very big impact.

## Make an impact

The Epson Stylus Pro 7900 and 9900 are perfect for a range of applications, including:


- Proofing
- Packaging
- Photography
- Fine Art
- POS
- CAD



Whatever your business, the Epson Stylus Pro 7900 and 9900 will enhance your prints and streamline the way you work. They deliver superb results quickly and easily – perfect for a fast turnaround on a tight budget or the ultimate reproduction for one-off display.

## Fast, easy and maintenance-free

It doesn't matter how complex or demanding your print job, improved paper handling, auto nozzle cleaning and easy operation means the printing process will always be smooth and simple.



## Colour Proofing

- Package proofing and high level dot proofing
- Auto colour management and remote proofing
- Superb colour accuracy and consistency means higher productivity



## POS and CAD

- Maximum impact, minimum cost and fast turnaround
- Create high quality posters with Epson Copy Factory
- Easy maintenance with high capacity inks and auto nozzle check
- HDI drivers add speed and accuracy for graphics

# THE FINE ART OF PRINTING

The new 10-colour Epson UltraChrome™ HDR (High Dynamic Range) Ink system creates a wider colour gamut for optimum performance on fine art papers. The inks are specially formulated for superb prints that look exactly the same under a range of lighting conditions and are ready for immediate display and sale.

## Accurate, consistent and very fast

The new Epson MicroPiezo™ TFP (Thin Film Piezo) printhead has the power to produce the most complex images quickly and accurately, even on fine art papers.

# PICTURE PERFECT

Photographers can achieve consistent, accurate, long-lasting results in colour and black and white. Both matte and photo black inks can be installed together, with automatic switching to produce the best results on different media. Prints are dry and stable in just minutes, and will be lightfast for up to 200 years\*.

## Long-lasting vibrant colour

- Colour accuracy, consistency and high productivity
- Wider colour gamut suits the latest fine art papers
- Ideal for lab and reproduction applications



# MORE COLOUR, MORE ACCURACY

With 11 installed inks including new orange and green, the 10-colour Epson UltraChrome™ HDR (High Dynamic Range) pigment ink sets a new benchmark. The combination of a wider tonal range and total colour accuracy and consistency means you can extend your capabilities and give your clients the best service.



## Dry and ready to go in minutes

Epson UltraChrome™ HDR Ink is quick-drying and stable in minutes, which saves you time. Your prints will also be highly water-resistant, and lightfast for up to 200 years\*.




These new inks are available in both 350 ml and 700 ml cartridges. The higher capacity gives you the flexibility to set long and overnight print runs and work longer between changes.

# A NEW ERA IN COLOUR PERFORMANCE

The new green and orange inks enhance colour performance, particularly in the vivid green to yellow and yellow to red areas of the colour space. This gives you vivid, natural tones in everything from grass and foliage to sunsets. It also significantly reduces the graininess previously seen on skin tones.

Three levels of black further enhance performance with more subtle light and shadow, and auto-interchangeable matte and photo blacks optimise performance on different media. These blacks also help to reduce colour inconsistency, so your prints will look equally perfect under any lighting conditions.

## Expanding the world of colour



Whatever you print, the inks combined give you extraordinary accuracy, so however subtle the shades and complex the image, you can count on outstanding quality and consistency every time.



Epson UltraChrome™ K3 Ink with Vivid Magenta

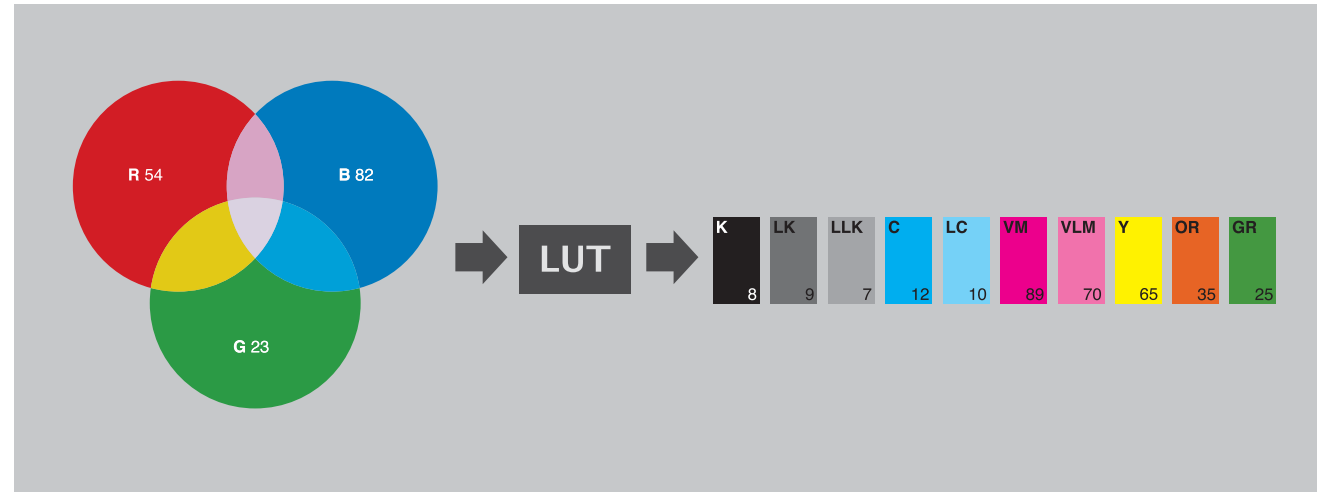


Epson UltraChrome™ HDR Ink

# THE MATHEMATICS OF COLOUR

The number of colours a 10-colour printer can produce is virtually infinite, which makes creating the exact colours and shades you need a very complex task. Epson new Look-Up Table Technology (LUT) does this consistently, time after time.

Epson new Look-Up Table Technology (LUT) automatically converts RGB or CYMK colour information and selects the optimum combination of inks to be blended by the printer to create each finished shade. This process is very fast and makes best use of the expanded colour gamut to ensure you get exactly the right colours.



# A CLEAR DIFFERENCE

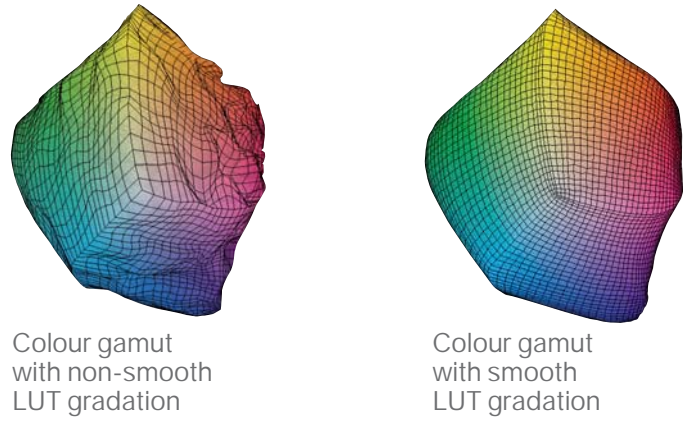
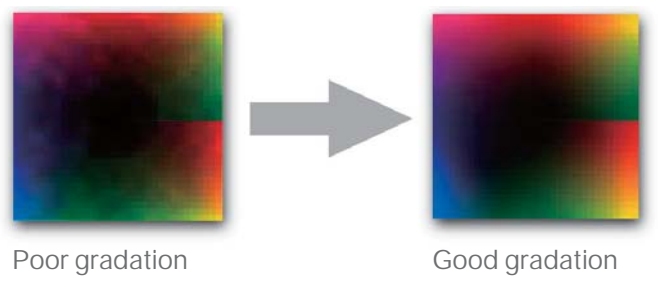
The benefits of Epson new Look-Up Table Technology (LUT) can be seen in all areas of each superb print:

- Maximises use of the wider colour gamut
- Ensures the highest fidelity to the original image
- Provides a smoother colour gamut for finely detailed gradations between colours
- Reduces graininess in skin tones by optimising the fine colour dispersion in each pixel. This is particularly useful in portrait and commercial photography
- Helps to virtually eliminate colour inconsistency so prints look identical under any light conditions

The scientific approach



Epson new LUT was developed jointly by scientists at Epson and the Munsell Colour Science Laboratory, the pre-eminent academic laboratory for science education and research and part of the Rochester Institute of Technology.



# QUALITY WITH PRODUCTIVITY

The new advanced MicroPiezo™ TFP (Thin Film Piezo) printhead is the latest in precision, reliability and speed. With 360 nozzles for each colour it delivers perfectly accurate dots with virtually no misting or satellites.


This is our most advanced printhead ever. It's twice as fast on plain paper as previous models, and can produce high quality dot proofing sheets three times faster in special 1440x1440 dpi mode.

Working in perfect harmony with Epson UltraChrome™ HDR Ink



The new Epson MicroPiezo™ TFP printhead is optimised to work with the latest Epson UltraChrome™ HDR Ink, using Variable-sized Droplet Technology to produce different sized dots as small as 3.5 picolitres.

Quality you can count on

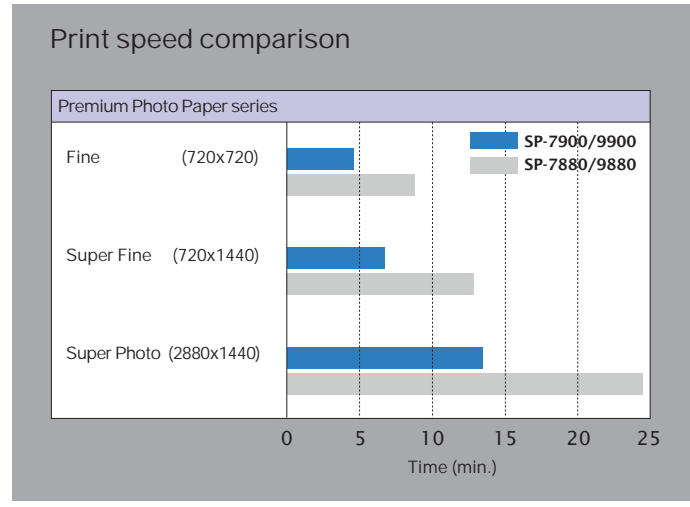


Even under very high workloads you can rely on a perfect performance every time. The Epson MicroPiezo™ TFP printhead is not only fast and accurate, it also has an ink-repellent coating to keep the printing process cleaner and more reliable.



# ENHANCING EFFICIENCY

These printers re-define print quality and make the printing process easier. With comprehensive connectivity, automatic maintenance and significantly improved paper handling and finishing they are packed with features that can help you improve the way you work.



Speed

Compared to previous Epson models, print speeds are improved across all media. On plain paper, printing in all quality modes is around twice as fast as before.

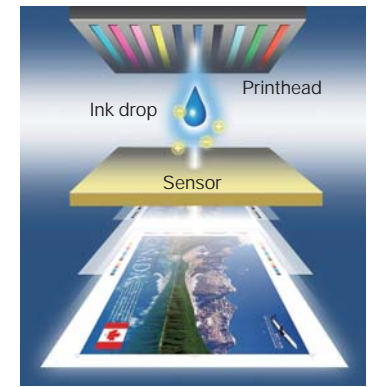
Cutting speed and efficiency

The new rotary paper cutter is faster and more durable, with cutting times down to just 2 seconds. It can cut any media, including cloth, canvas and adhesive paper. No need for optional manual cutters.

Total connection


Bring the best in Epson large format printing performance to your studio with out-of-the-box networking for high workload environments.

Cleans while you print



Advanced ink droplet detection technology automatically and efficiently cleans nozzles when clogging is detected, or can be set to run between jobs. It takes just 15 seconds, uses no media and only a miniscule amount of ink.

Sharper



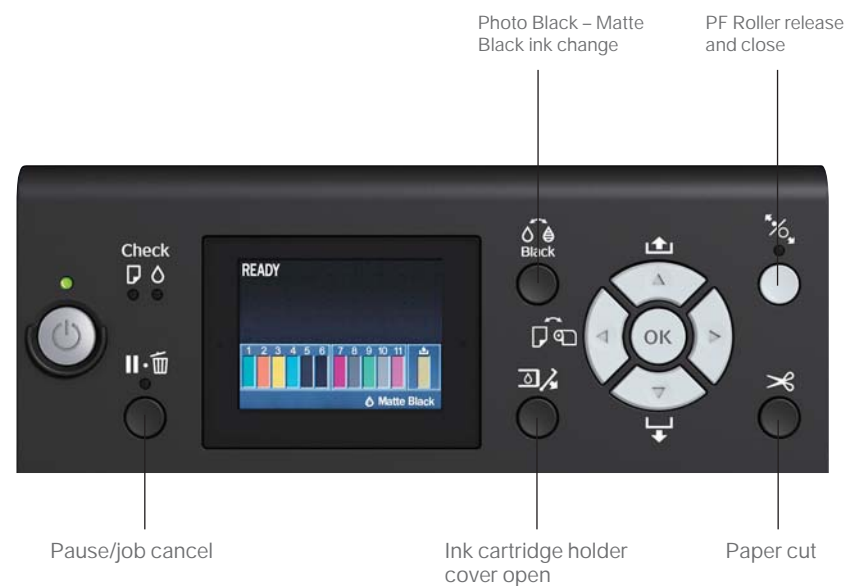
Times New Roman  
720x720 mode

Times New Roman  
1400x1400 mode


The new 1400x1400 dpi mode gives you sharper results than previous proofing modes, and delivers proofing sheets three times faster.

# BIG SCREEN

We've further improved our range of printer features to make the printing process even easier and more flexible. For example, the large control panel has a 320 x 200 dot colour LCD that is highly visible in any light, so it's quick and easy to view and check printer information and even consult the operating manual.



## Barcode printing



Before you change a roll, you can print a barcode on it with an Epson media ID or custom number. This tells you the type of media and remaining length to prevent 'paper out' misprints.

## Efficient inks



The ink set includes 11 inks, as both matte and photo blacks are installed with auto-switching between them. To enhance productivity in busy times or during overnight printing, high capacity 700 ml cartridges are available.

## Easy media handling



The single paper flange handles all types of paper, and is spindleless for easy changes in less space. Simply switch 2 and 3 inch positions – the intelligent feeding system sets the skew automatically and controls back tension.

# INTELLIGENT PRINTING



myEpsonPrinter.eu

The intuitive user interface is very easy to use, giving you a range of print and media settings to choose from. The menu display can be customised so you can get rid of on-screen clutter and access the exact tools and information that suits your workflow.

## High quality software for efficient working



## myEpsonPrinter.eu

This web-based solution helps you to manage your fleet of Epson large format printers online. Access up-to-date status and job cost information, receive e-mail notification of issues such as low ink levels and keep your printers at their most productive and cost effective wherever you are.

Subscribe to the Epson Return & Recycle program as a myepsonprinter.eu member and you can earn additional benefits for returning your empty ink cartridges.

For more details on how to join please visit [www.myepsonprinter.eu](http://www.myepsonprinter.eu)



The new Epson LFP Remote Panel 2 Utility Software has four key functions to keep you in control, informed and up-to-date:

- **Firmware Updater** – connect automatically to the Internet and download the latest firmware from Epson
- **Printer Watcher** – monitor and display status of your selected printer
- **Paper Feed Adjuster** – fine tune paper feed settings
- **Custom Paper Setup** – register new papers with user-defined names

# PROFESSIONAL COLOUR, AUTOMATICALLY

The SpectroProofer makes precision colour measurement and calibration quick and easy. Specially designed for the Epson Stylus Pro 7900 and 9900, it conforms to industry ISO standards and simplifies all aspects of the colour management process.

From small studios with limited manpower and tight deadlines through to high volume businesses with multiple printers on several sites, the SpectroProofer ensures complete colour accuracy within the range set for your system. It's fast, simple, accurate and compact – and also compatible with major third-party RIP packages.

The SpectroProofer is the user-friendly way to higher productivity, with major developments in the following areas:

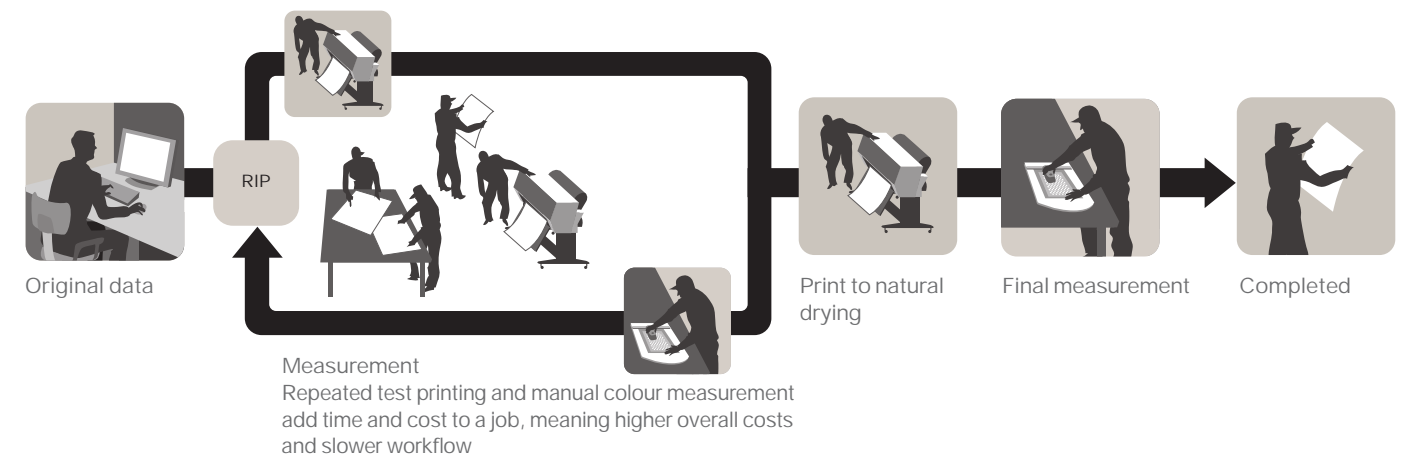
- Faster workflow with extensive automation
- Simpler operation with just a few mouse clicks
- Higher accuracy within your system's range
- No extra space required – fits right into your printer



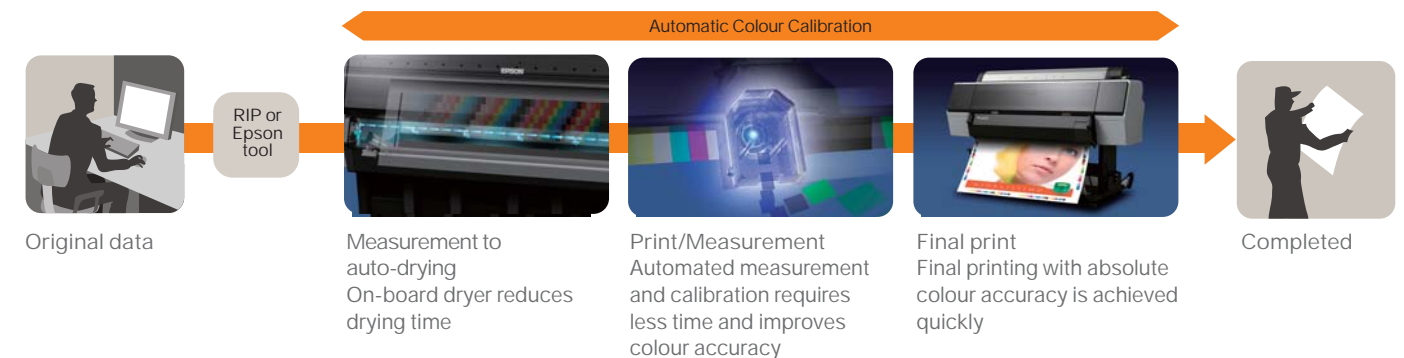
**SpectroProofer**  
Powered by **x-rite**

# MAKING COLOUR MANAGEMENT EASY

## Conventional process



## SpectroProofer process




- Quality control – eliminate subtle colour differences, achieve high quality mass production, reliable overnight printing
- Enhanced productivity – includes on-board fan for speedy drying times
- Certification – can be used for contract proofing, prints a certification results chart
- RIP compatible – open platform supports third-party RIP software
- Optimisation and target profile – records and exports data for creation of ICC profiles
- Printer-to-matching – incorporates industry-standard X-Rite technology
- High quality software – includes SpectroProofer utilities
- UV or non-UV – two models available

# EASY COLOUR

The SpectroProofer is compact but powerful, and fits right into your printer. It handles all colour matching workflows, which is much easier than the manual process, and includes features such as the on-board drying fan to save you even more time. It not only improves colour accuracy, it enhances productivity too.

## Consistent, perfect colour from concept to delivery

All aspects of the colour process are achieved with high precision, from profile creation, colour calibration and certification to Pantone matching and measurement.



# SET THE INDUSTRY-STANDARD

You can use the bundled SpectroProofer utilities software or major third-party RIP packages to work at a level of performance that satisfies contract proofing, colour certification and spot colours.

Previously, achieving the highest standards used to take time and manpower. Now you can count on perfect results with a few mouse clicks and the push of a button.

## Incorporates X-Rite technology

X-Rite technology is an industry-standard innovation that gives you perfect colour matching from printer to printer. It's perfect for multiple printer set-ups and very high workloads where only perfection will do.

